



All the patents are held accountable counterfeiting.

Features



Green Power

- Switching power module for PCB mountable & standard mountable
- Fully encapsulated plastic case
- The ultra-high efficiency ultra-small size
- Regulated output and low ripple and low noise
- **Isolation class II**
- **No need for external EMI filter and output capacitors**
- **No load power consumption < 0.3W**
- **Comply with high efficiency power 80Plus criterion and 2010 energy conservation power ErP regulation (except 3.3V , 5V)**
- 100% full load burn-in test
- 3 years warranty
- **Into glue products. Dust and water resistant (can work in harsh)**
- **Output modify range: 3V~100VDC**

DIMENSIONS: 48.5(L)*36(W)*21(H)mm
WEIGHTS: 65g

General specifications

INPUT

Input range	90~264VAC 120~380VDC
Input frequency	47~63Hz
Inrush current (25°C)	20A/110VAC 40A/220VAC
External Fuse (Recommend)	1.5~2.0A Slow blow type

OUTPUT

Hold-up time	15ms
Short protection	Autorecovery
Over load protection	Automatic power limited

Detail specifications

15 Watts

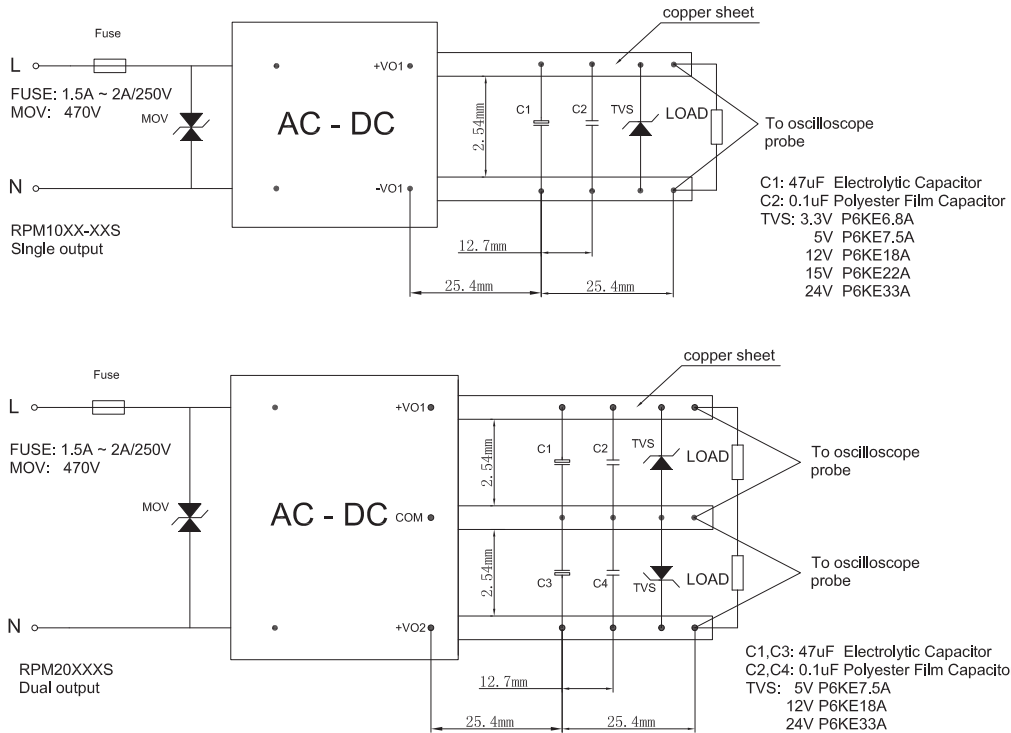
MODEL	O/P Volt	Load(Current) ¹			Ripple & Noise ⁴	Line REG. ²	Load REG. ³	Efficiency ⁵
		Min.	Rated	Max.				
RAM1015-3.3S	V : +3.3V	0A	4A	4A	80mV	±1%	±1%	73% Ref.
RAM1015-05S	V : +5V	0A	3A	3A	80mV	±1%	±1%	79% Ref.
RAM1015-12S	V : +12V	0A	1.25A	1.25A	120mV	±1%	±1%	84% Ref.
RAM1015-15S	V : +15V	0A	1A	1A	150mV	±1%	±1%	84% Ref.
RAM1015-24S	V : +24V	0A	0.625A	0.625A	240mV	±1%	±1%	85% Ref.
RAM20151S	V1 : +5V	0A	1A	1A	80mV	±1%	±1%	83% Ref.
	V2 : +12V	0A	0.83A	0.83A	120mV	±5%	±5%	
RAM20152S	V1 : +5V	0A	1A	1A	80mV	±1%	±1%	83% Ref.
	V2 : +15V	0A	0.67A	0.67A	150mV	±5%	±5%	
RAM20153S	V1 : +5V	0A	1A	1A	80mV	±1%	±1%	83% Ref.
	V2 : +24V	0A	0.42A	0.42A	240mV	±5%	±5%	
RAM20154S	V1 : +3.3V	0.1A	1.3A	1.3A	80mV	±1%	±1%	79% Ref.
	V2 : +5V	0.1A	1.3A	1.3A	80mV	±5%	±5%	

NOTE

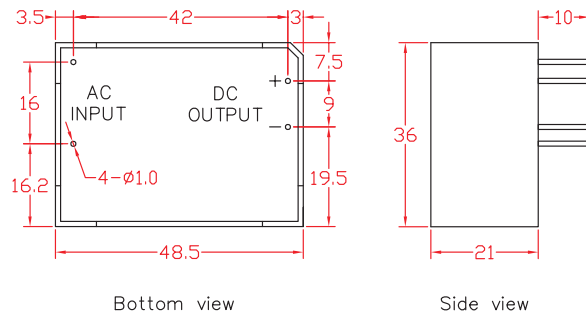
1. Each output can provide up to maximum load, but total load can not exceed rated output power.
2. Line regulation is measured from low line to high line at rated load.
3. Load regulation is measured from 20% to 100% of rated load at 220VAC input.
4. Ripple & Noise are measured with 20MHz oscilloscope at 220VAC with a 0.1uF/630V metal capacitor & a 47uF electrolytic capacitor parallel on the test point. The test setup diagram shows in next page.
5. Efficiency is measured at rated load and 220VAC input.
6. Hold-up time is measured at rated load and 220VAC input.
7. With ● are non-safety approval.
8. Reign Power reserve the right to change specifications at any time without notice.



Noise test & Connection diagram



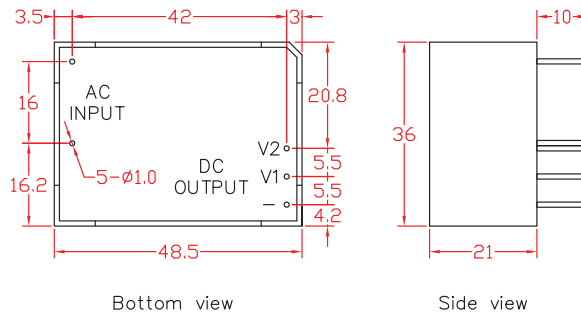
Single Output Mechanical details



PCB Mountable



Dual Output Mechanical details





PCB Mountable

CE Standards

EN 55032,
 EN 55024,
 EN 61000-3-2, EN 61000-3-3,
 (EN 61000-4-2,
 EN 61000-4-3,
 EN 61000-4-4,
 EN 61000-4-5,
 EN 61000-4-6,
 EN 61000-4-8,
 EN 61000-4-11)
 LVD: EN 60950-1

Safety Standards

 **UL 60950-1 APPROVED**
 **CE MARKING**

Environments

Operating Temperature -40 ~ 70°C, Ambient
Operating Humidity 20 ~ 90% RH, No Condensing
Storage Temperature -40 ~ 105°C, Ambient
Vibration 5G, 10~500Hz, 3 axes