



Features



DIMENSIONS : 151(L) x 99(W) x 35(H)mm
WEIGHTS: 500g

- Functioned as UPS when connecting external battery
- Battery Reverse Protection
- Battery Low Voltage Protection (Automatic Disconnect)
- Signal of AC Power Cut-off (Battery Powered)
- Convection cooled
- 2 years Warranty

General specifications

INPUT

Input range	90~264VAC 127~380VDC
Input frequency	47~63Hz
Inrush current (25° C)	20A/110VAC 40A/220VAC

OUTPUT

Hold-up time	13mS
Short protection	Autorecovery
Overload protection	Automatic power limited

Detail specifications

100 Watts

MODEL	O/P Volt Adj. \pm %	Battery Voltage	Load(Current) ¹			Ripple & Noise ⁴	Line REG. ²	Load REG. ³	Efficiency ⁵
			Min.	Rated	Max.				
RCB1100-12FD	V1: +13.8V \pm 10% B+: +13.8V-----	12V	0A 0A	7.25A 0.5A	7.25A ----	120mVp-p ----	\pm 1% ----	\pm 1% ----	83% Min.
RCB1100-24FD	V1: +27.6V \pm 10% B+: +27.6V-----	24V	0A 0A	3.65A 0.5A	3.65A ----	240mVp-p ----	\pm 1% ----	\pm 1% ----	85% Min.



Relay Contact Instructions (Max. 1A)

Relay contact is open circuit to ground when power source is normal;
Relay contact is short circuit to ground when power source is failed (battery powered).

CE Standards

EN 55032, EN 55035,
EN 61000-3-2, EN 61000-3-3,
(EN 61000-4-2, EN 61000-4-3,
EN 61000-4-4, EN 61000-4-5,
EN 61000-4-6, EN 61000-4-8,
EN 61000-4-11)
LVD: EN 62368-1

Safety Standards

 UL/CUL 60950 Meet
 CE 60950 Marking

Environments

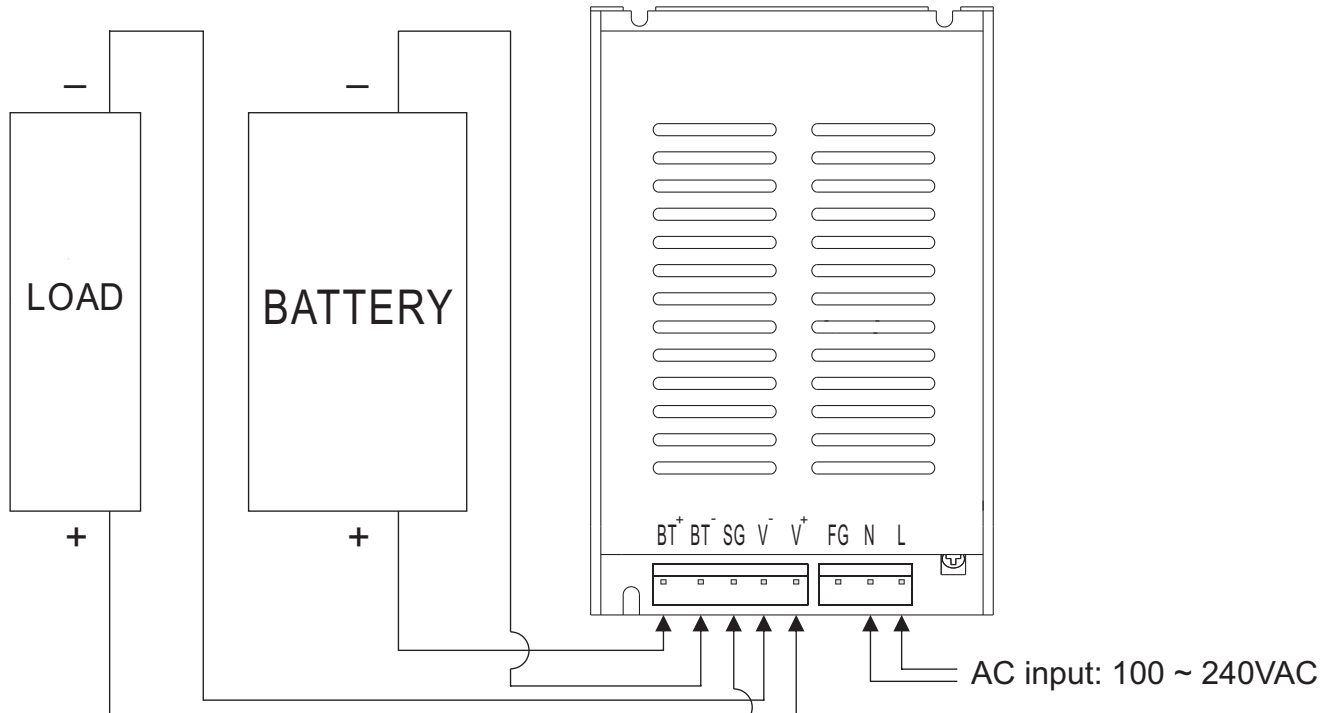
Operating Temperature -15~ 50°C, Ambient
Operating Humidity 20 ~ 90% RH, No Condensing
Storage Temperature -20 ~ 85°C, Ambient
Vibration 2G, 10~500Hz, 3 axes

- NOTE :**
1. Each output can provide up to maximum load, but total load can not exceed rated output power.
 2. Line regulation is measured from low line to high line at rated load.
 3. Load regulation is measured from 20% to 100% of rated load at 220VAC input.
 4. Ripple & Noise are measured with 20MHz oscilloscope at 220VAC by using a 20cm long 12" twisted pair-wire with a 0.1uF/630V metal capacitor & a 47uF electrolytic capacitor parallel on the test point.
 5. Efficiency is measured at rated load and 220VAC input.
 6. Hold-up time is measured at rated load and 220VAC input.
 7. Reign Power reserve the right to change specifications at any time without notice.



Battery Charger Connection

REIGN POWER'S BACKUP POWER SUPPLY



Power source normal: SG is open circuit to ground.
 Power source failure (battery powered): SG is short circuit to ground.

Panel Designation

Pin	Description
L	Line Terminal of Input
N	Neutral Terminal of Input
FG	Groud(Earth)
SG	Power Source Failure (battery powered) Terminal
V+	DC Output + Terminal
V-	DC Output - Terminal
BT+	DC Output Battery + Terminal
BT-	DC Output Battery - Terminal