



All the patents are held accountable counterfeiting.

Features



Green Power

- Standard/Din Rail Mounting Dual Purpose, meet EU EN 43880 installation dimension standard 4SU
- Width only 70mm(4SU)
- 4:1 ultra wide input range
- -20~+70°C wide working temperature, optional -40 °C
- No minimum load required
- DC output adjustable(±10%)
- Cooling by free air convection
- Can be installed on din rail TS-35/7.5 or 15
- Protections: Short circuit / Overload / Over voltage / Input reverse polarity / Input under voltage protection
- 4KVdc I/O isolation (Reinforced isolation)
- 3 years warranty

DIMENSIONS:52.5(H)*90.7(D)*70(W)mm

WEIGHTS: 254g

Detail specifications

MODEL DDP1060D		G-05	G-12	G-15	G-24	L-05	L-12	L-15	L-24	
OUTPUT	DC voltage	5V	12V	15V	24V	5V	12V	15V	24V	
	Rated Current	10A	5A	4A	2.5A	12A	5A	4A	2.5A	
	Current Range	0~12A (1s, note 1)	0~5A	0~4A	0~2.5A	0~12A	0~5A	0~4A	0~2.5A	
	Rated Power	50W	60W	60W	60W	60W	60W	60W	60W	
	Ripple&Noise(max.)	60mVp-p	75mVp-p	75mVp-p	100mVp-p	60mVp-p	75mVp-p	75mVp-p	100mVp-p	
	Voltage Adj. Range	4.5~5.5V	10.8~13.2V	13.5~16.5V	21.6~26.4V	4.5~5.5V	10.8~13.2V	13.5~16.5V	21.6~26.4V	
	Voltage Tolerance	±2.0%	±2.0%	±2.0%	±2.0%	±2.0%	±2.0%	±2.0%	±2.0%	
	Line Regulation	±0.5%	±0.5%	±0.5%	±0.5%	±0.5%	±0.5%	±0.5%	±0.5%	
	Load Regulation	±1.5%	±0.5%	±0.5%	±0.5%	±1.5%	±0.5%	±0.5%	±0.5%	
	Setup, Rise Time	120ms, 85ms at full load.								
	Hold Up Time(Typ.)	G-type: 5ms@24Vdc input					L-type: 10ms@48Vdc input			
External Capacitance load(Max.)	6800µF	4700µF	3300µF	2200µF	6800µF	4700µF	3300µF	2200µF		
INPUT	Voltage Range	9~36Vdc				18~75Vdc				
	Efficiency(Typ.)	87%	91%	91%	90%	87.5%	91%	90%	89%	
	DC Current(Typ.)	3A/24Vdc				1.5A/48Vdc				
	Inrush Current(Typ.)	20A/24Vdc				24A/48Vdc				
PROTECTION	Overload	105~135% rated output power. Protection type: Recovers automatically after fault condition is removed.								
	Over Voltage	5.75~7V	13.8~16.2V	17.25~20.25V	28.8~34V	5.75~7V	13.8~16.2V	17.25~20.25V	28.8~34V	
		Protection type: Shut down o/p voltage, re-power on to recover.								
	Reverse Polarity	By internal MOSFET, no damage, recovers automatically after fault condition removed.								
	Under Voltage	24Vin(G-type): Power ON ≥ 9V, OFF ≤ 8.5V								
Lockout	48Vin(L-type): Power ON ≥ 18V, OFF ≤ 17V									



All the patents are held accountable counterfeiting.

CE Standards

EN 55032, EN 61000-3-3, (EN 61000-4-2, EN 61000-4-3, EN 61000-4-4, EN 61000-4-5, EN 61000-4-6, EN 61000-4-8), IEC 62368-1(LVD), Heavy Industry level, criteria A

Safety Standards



UL 508 Design Reference



CE Marking

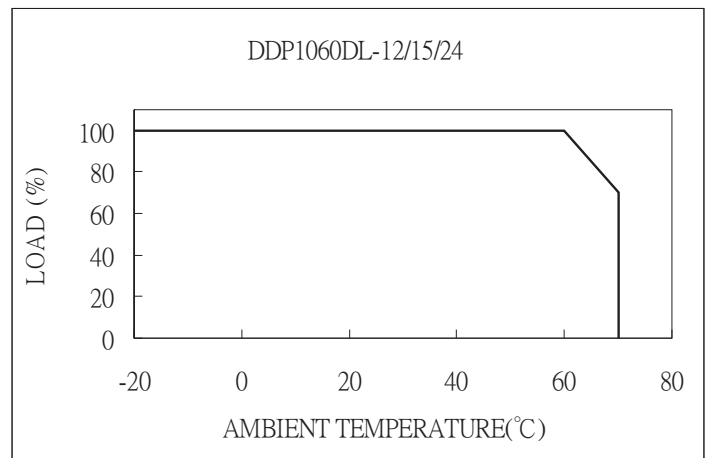
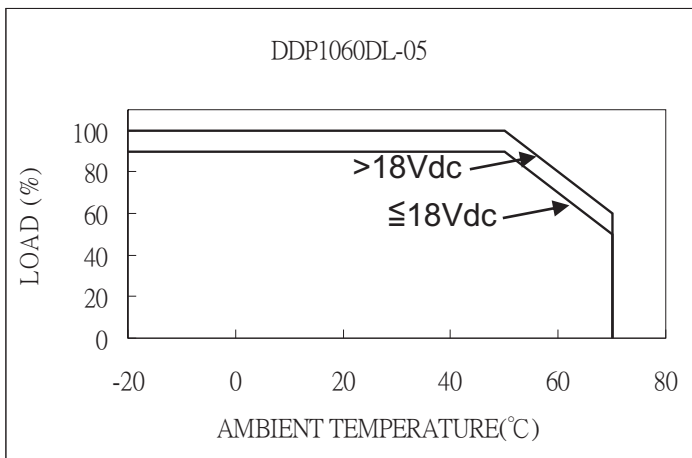
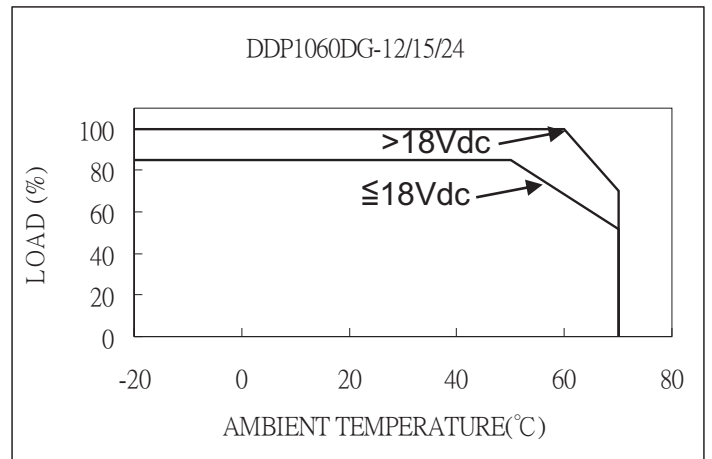
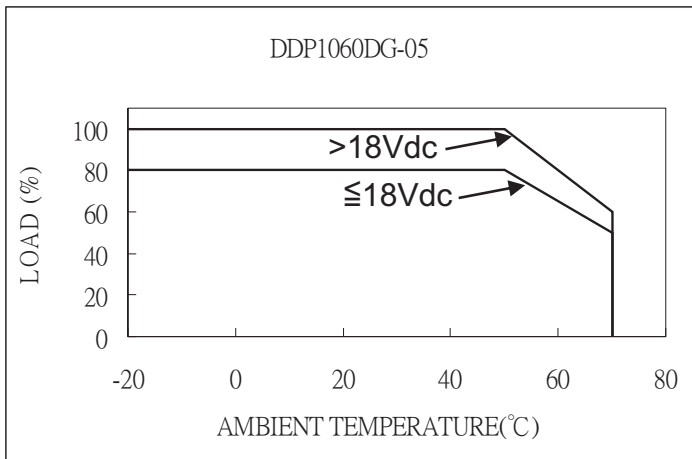
Environments

Operating Temperature -20 ~ 70°C, Ambient
Operating Humidity 20 ~ 90% RH, No Condensing
Storage Temperature -20 ~ 85°C, Ambient
Vibration 2G, 10~500Hz, 3 axes

NOTE

- 1. Each output can provide up to maximum load, but total load can not exceed rated output power.
2. Line regulation is measured from low line to high line at rated load.
3. Load regulation is measured from 20% to 100% of rated load at 24VDC/48VDC input.
4. Ripple & Noise are measured with 20MHz oscilloscope at 24VDC/48VDC by using a 20cm long 12" twisted pair-wire with a 0.1uF/630V metal capacitor & a 47uF electrolytic capacitor parallel on the test point.
5. Efficiency is measured at rated load and 24VDC/48VDC input.
6. Hold-up time is measured at rated load and 24VDC/48VDC input.
7. Output Voltage Adjustable is measured on 5% of rated load.
8. When placing an order, model name is composed of "series name" and "model name on top of the specification form". For example, model name of G-05 of the order on top of the specification form is DDP1060DG-05.
9. Reign Power reserve the right to change specifications at any time without notice.

Derating Curve





All the patents are held accountable counterfeiting.

Output Derating VS Input Voltage

