



All the patents are held accountable counterfeiting.

## Features



- Intelligent Memory/ Alarm Power
- Voltage/ Current/ Temp./ Running time Digital display
- Fan speed control(PCB damp proof process)
- Mounting / Portable double purpose
- RDY signal (normal open & close of Relay contact at 1A)
- Isolation between the RDY connection signal and the Primary/Secondary side
- Protection with constant current
- 100% full load burn-in test
- MOSFET designed
- 110,000Hrs MTBF per MIL-HDBK-217F
- 1-year warranty
- Output modify range: 25V~200VDC
- Split rail & Series connection possible

## General specifications

### INPUT

Input range	180~264VAC 220~380VDC
Input current (Max.)	25A
Input frequency	47~63Hz
Inrush current (25°C)	80A/220VAC

### OUTPUT

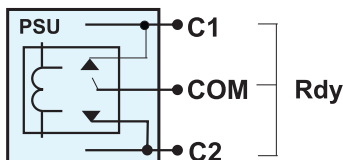
Hold-up time	10mS
Short protection	Autorecovery
Overload protection	Automatic power limited
Over voltage protection	Autorecovery
Over temperature protection	Autorecovery
Redundant function (Optional)	

## Detail specifications

### 3000 Watts

MODEL	O/P Volt Adj. ± %	Load(Current) <sup>1</sup>			Ripple & Noise <sup>4</sup>	Line REG. <sup>2</sup>	Load REG. <sup>3</sup>	Efficiency <sup>5</sup>	O.V.P. Trip point
		Min.	Rated	Max.					
LP13K0-36T	V1: +36V +5% / -0%	0A	83.3A	83.3A	800mVp-p	1%	3%	82% Min.	45 ~ 54V

## Rdy Connection



Please Choose Fit Function, And Fill In The Blank With Suitable Words.


Order Model: LP12K0-XXT

Optional Function:

Without Function: "N"

without Redundant Function

Function "D": Intelligent type Din Rail Power Supply



## EMC Standards

EN55 022 CLAS S A, EN50 082-1  
 ENV5 0204, EN61 000-3-3  
 EN61 00-4-2, EN61 00-4-3,  
 EN61 000-4-4, EN61 000-4-5,  
 EN61 000-4-6, EN61 000-4-11

## Safety Standards



CE Marking

## Environments

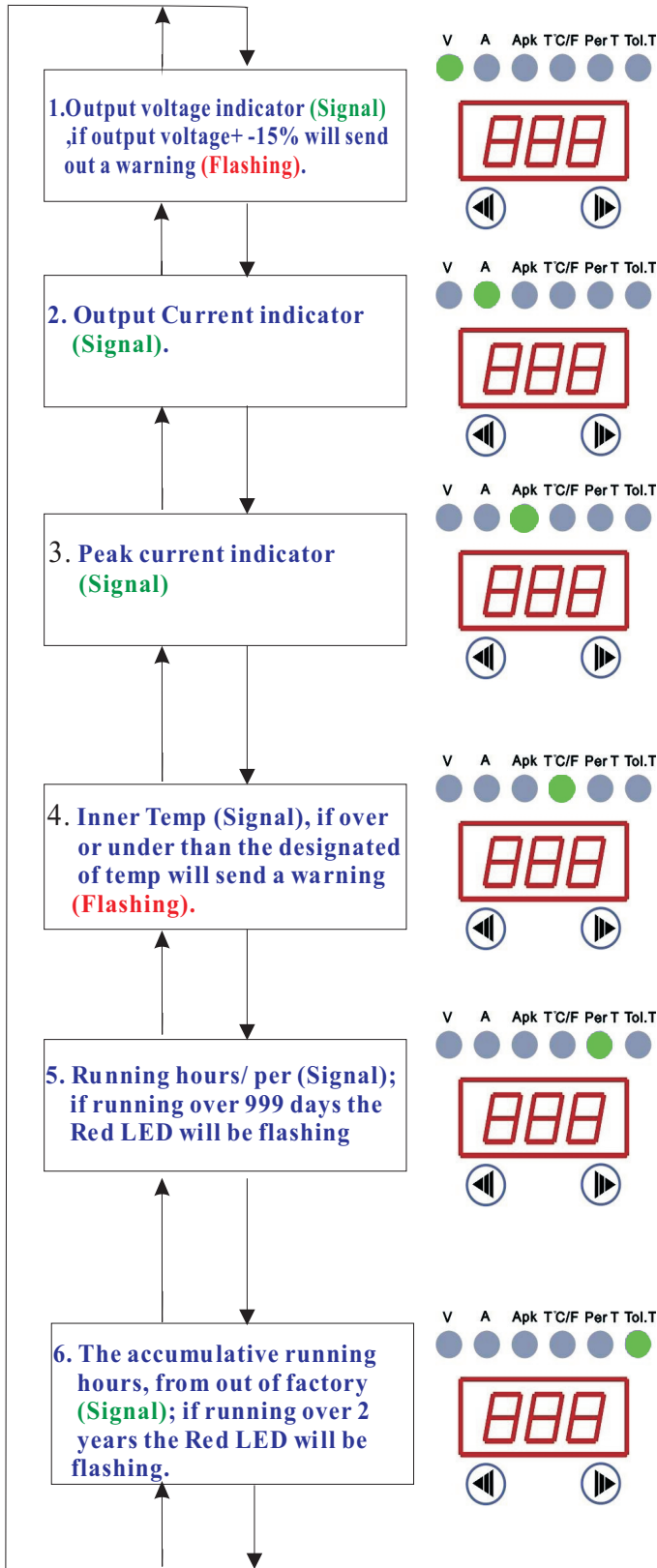
Operating Temperature	-15 ~ 50°C, Ambient
Operating Humidity	5 ~ 95% RH, No Condensing
Storage Temperature	-20 ~ 85°C, Ambient
Vibration	2G, 10~500Hz, 3 axes

- NOTE:**
1. Each output can provide up to maximum load, but total load can not exceed rated output power.
  2. Line regulation is measured from low line to high line at rated load.
  3. Load regulation is measured from 20% to 100% of rated load at 220VAC input. (Redundant function Sepc. 0.6V Add.)
  4. Ripple & Noise is measured by using a 0.1uF/630V metalized capacitor & a 47uF electrolytic capacitor parallel on the test point, at rated load and 220VAC input.
  5. Efficiency is measured at rated load and 220VAC input [the above form is Non-backup function power, a formula for the efficiency of backup function model is the rated power/ (the rated power/ the efficiency of non-backup function+ the rated output current\*0.6)].
  6. Hold-up time is measured at rated load and 220VAC input.
  7. Reign Power reserve the right to change specifications at any time without notice.



All the patents are held accountable counterfeiting.

Instruction



1. Dual LED, when **Green LED on**, show the O/P voltage; if **Red LED flashing** means the voltage under or over than + -15% of the setting range. It will show the O/P voltage and send the "Warning signal".
2. Single LED, **Green LED on**, it show the O/P current. When **LED flashing** means the output current is over the rating and will signal for warning (RDY signal).
3. Single LED. **Green LED on**, show the peak current which is measure (appr ox. 50mS) at free time. If you'd like to reset the O/P current, please press and simultaneously and holding over 1 second then the peak current will be reset to be zero. After released the button, it will restart to measure the peak value of O/P current (appr ox. 50mS).
4. Dual LED, **Green LED on**, indicate the Celsius Degree and press **Red LED on** indicate the Fahrenheit Degree which are show the inner temperature. When Red Led flashing, means the temperature under **-20°C / -4°F** or over than **50°C / 122°F** and that will signal for warning.
5. Dual LED, **Green LED on**, means the day(s) of running time and press , **Red LED on** show the years of running time, it's count the running time accumulatively. If over **999 days** or over **2.73 years**, Red LED will flashing and signal for warning. At meanwhile, please press and holding 3 seconds or switch off and on the indicator will re-calculate.
6. Dual LED, **Green LED on**, it means the day(s) of accumulative running time, and press , **Red LED on** which indicate the year(s) of accumulative running time. The indicator show the running time from out of the factory to present. When the Red LED flashing, it means the running hour is over 730 days or 2 years , and will signal for warning. At meanwhile, please press and holding 3 seconds or switch off and on the indicator will re-calculate.

Reign Power reserve the right to change specifications at any time without notice.